














Étude de besoins de la communauté marocaine de Toronto (2008)




1. Quelle langue préférez-vous pour répondre à ce sondage? What language would you prefer to take this survey?			
		Response Percent	Response Count
Français		36.2%	55
English		63.8%	97
answered question			152
skipped question			0

2. Êtes vous?			
		Response Percent	Response Count
Marocain(e) né(e) au Maroc et ayant immigré(e) au Canada après l'âge de 18 ans		86.7%	39
Marocain(e) né(e) au Maroc et ayant immigré(e) au Canada avant l'âge de 18 ans		6.7%	3
Marocain(e) né(e) au Canada		2.2%	1
Conjoint(e) de Marocain(e)		4.4%	2
Autre, spécifier			0
answered question			45
skipped question			107

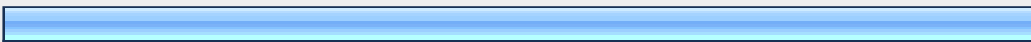


3. Sexe			Response Percent	Response Count
Masculin			60.0%	27
Féminin			40.0%	18
			answered question	45
			skipped question	107

4. Quel âge avez vous?			Response Percent	Response Count
moins de 15 ans			0.0%	0
entre 15 et 20 ans			2.2%	1
entre 20 et 30 ans			2.2%	1
entre 30 et 40 ans			44.4%	20
entre 40 et 50 ans			40.0%	18
plus de 50 ans			11.1%	5
			answered question	45
			skipped question	107

5. Quelle est votre situation familiale?

		Response Percent	Response Count
Célibataire		22.2%	10
Marié(e)		68.9%	31
Divorcé(e)		8.9%	4
veuf(ve)		0.0%	0
		Autre, spécifier	3
		answered question	45
		skipped question	107




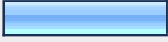



6. Quel est votre statut légal au Canada:

		Response Percent	Response Count
Citoyen Canadien		68.9%	31
Résident permanent		28.9%	13
Étudiant étranger		2.2%	1
Visa temporaire de travail		0.0%	0
		Autre, spécifier	0
		answered question	45
		skipped question	107

7. Quel est le plus haut niveau d'éducation que vous avez accompli:

		Response Percent	Response Count
J'ai pas fini l'école secondaire		2.7%	1
Diplôme d'études secondaires		5.4%	2
Diplôme après 2 ans d'études postsecondaires		18.9%	7
Diplôme après 4 ans d'études postsecondaires		35.1%	13
Maîtrise		13.5%	5
Doctorat		13.5%	5
Diplôme Professionnal (MD,JD)		10.8%	4
		Autre, spécifier	2
		answered question	37
		skipped question	115







8. Quelle est votre situation professionnelle?

		Response Percent	Response Count
Travailleur autonome		13.5%	5
Étudiant à temps plein		2.7%	1
Étudiant à temps partiel		2.7%	1
A la recherche d'un emploi		10.8%	4
Au foyer		2.7%	1
Employé à temps plein		56.8%	21
Employé à temps partiel		10.8%	4
Retraité		0.0%	0
		Autre, spécifier	1
		<i>answered question</i>	37
		<i>skipped question</i>	115



9. Quel est votre revenu brut par an?

		Response Percent	Response Count
moins de 20,000\$		27.0%	10
entre 20,000\$ et 40,000\$		24.3%	9
entre 40,000\$ et 60,000\$		32.4%	12
entre 60,000\$ et 80,000\$		13.5%	5
entre 80,000\$ et 100,000\$		2.7%	1
plus de 100,000\$		0.0%	0
		answered question	37
		skipped question	115







10. Combien de dépendants avez vous (au Maroc et au Canada)?





		Response Percent	Response Count
0		35.1%	13
1		13.5%	5
2		18.9%	7
3		10.8%	4
4		2.7%	1
plus de 4		18.9%	7
		answered question	37
		skipped question	115

11. Etes vous propriétaire ou locataire de votre logement?




		Response Percent	Response Count
Propriétaire		32.4%	12
Locataire		67.6%	25
		Autre, spécifier	0
		answered question	37
		skipped question	115

12. Quelle est votre ville de résidence?

		Response Percent	Response Count
Ajax		0.0%	0
Aurora		0.0%	0
Brampton		5.4%	2
Brock		0.0%	0
Burlington		2.7%	1
Caledon		2.7%	1
Clarington		0.0%	0
East Gwillimbury		0.0%	0
East York		5.4%	2
Etobicoke		8.1%	3
Georgina		0.0%	0
Halton Hills		0.0%	0
Hamilton		5.4%	2
King		0.0%	0
Kitchener		0.0%	0
Markham		0.0%	0
Milton		0.0%	0
Mississauga		8.1%	3

Newmarket		0.0%	0
North York		5.4%	2
Oakville		0.0%	0
Oshawa		2.7%	1
Pickering		0.0%	0
Richmond Hill		0.0%	0
Scarborough		8.1%	3
Scugog		0.0%	0
Toronto		45.9%	17
Uxbridge		0.0%	0
Vaughan		0.0%	0
Waterloo		0.0%	0
Whitby		0.0%	0
Whitchurch-Stouffville		0.0%	0
York		0.0%	0
		Autre, spécifier	1
		answered question	37
		skipped question	115

13. Quels moyen de transport utiliser vous principalement?

		Response Percent	Response Count
Automobile		37.8%	14
Transport public		37.8%	14
Les deux		24.3%	9
		Autre, spécifier	1
		answered question	37
		skipped question	115







14. Sur une échelle de 1 à 4, quelle est la meilleure façon de vous joindre? 1 étant la meilleure façon, 4 étant de la moins efficace.

	1	2	3	4	Rating Average	Response Count
Internet/Courriel	82.9% (29)	8.6% (3)	0.0% (0)	8.6% (3)	1.34	35
Telephone cellulaire	23.5% (4)	47.1% (8)	11.8% (2)	17.6% (3)	2.24	17
Telephone fixe	5.9% (1)	35.3% (6)	47.1% (8)	11.8% (2)	2.65	17
Courrier postal	0.0% (0)	26.7% (4)	20.0% (3)	53.3% (8)	3.27	15
					Autre, spécifier	0
					answered question	37
					skipped question	115



15. Utilisez-vous le français dans votre vie quotidienne?

		Response Percent	Response Count
Tout le temps		21.6%	8
75% du temps		10.8%	4
50% du temps		24.3%	9
25% du temps		29.7%	11
Rarement		13.5%	5
Jamais		0.0%	0
		<i>answered question</i>	37
		<i>skipped question</i>	115

16. Utilisez-vous les services gouvernementaux en français?

		Response Percent	Response Count
Tout le temps		16.2%	6
75% du temps		5.4%	2
50% du temps		29.7%	11
25% du temps		5.4%	2
Rarement		32.4%	12
Jamais		10.8%	4
		answered question	37
		skipped question	115

17. occupez-vous un emploi qui nécessite l'usage du français?

		Response Percent	Response Count
Oui		51.4%	19
Non		48.6%	18
		answered question	37
		skipped question	115



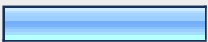


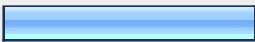
18. Classifiez, sur une échelle de 1 à 8, 1 étant le plus prioritaire, 8 étant de le moins prioritaire, les éléments devraient faire partie du mandat de l'Association Marocaine de Toronto?

	1	2	3	4	5	6	7	8	Rating Average	Response Count
Accueillir les nouveaux arrivants	46.7% (14)	13.3% (4)	6.7% (2)	16.7% (5)	6.7% (2)	0.0% (0)	6.7% (2)	3.3% (1)	2.67	30
Encourager la participation civique	6.7% (2)	23.3% (7)	10.0% (3)	10.0% (3)	10.0% (3)	13.3% (4)	20.0% (6)	6.7% (2)	4.47	30
Faciliter l'intégration économique	13.3% (4)	23.3% (7)	20.0% (6)	13.3% (4)	3.3% (1)	6.7% (2)	6.7% (2)	13.3% (4)	3.83	30
Représenter les intérêts de la communauté marocaine de Toronto auprès des instances canadiennes	16.7% (5)	3.3% (1)	20.0% (6)	20.0% (6)	23.3% (7)	6.7% (2)	0.0% (0)	10.0% (3)	4.00	30
Représenter les intérêts de la communauté marocaine de Toronto auprès des instances marocaines	3.3% (1)	10.0% (3)	10.0% (3)	16.7% (5)	16.7% (5)	16.7% (5)	10.0% (3)	16.7% (5)	5.07	30
Préserver et aider à épanouir la culture et l'identité marocaines	0.0% (0)	10.0% (3)	13.3% (4)	16.7% (5)	30.0% (9)	20.0% (6)	6.7% (2)	3.3% (1)	4.70	30
Augmenter la visibilité de la culture marocaine auprès du public torontois	3.3% (1)	10.0% (3)	13.3% (4)	3.3% (1)	6.7% (2)	20.0% (6)	30.0% (9)	13.3% (4)	5.47	30
Renforcer le sentiment d'appartenance et d'inclusion chez les groupes vulnérables de la communauté	10.0% (3)	6.7% (2)	6.7% (2)	3.3% (1)	3.3% (1)	16.7% (5)	20.0% (6)	33.3% (10)	5.80	30
								Autre, spécifier		0
	answered question									30
	skipped question									122

19. Selon vous, sur une échelle de 1 à 4, 1 étant le plus prioritaire, 4 étant de le moins prioritaire, être membre de l'Association Marocaine de Toronto signifie:

	1	2	3	4	Rating Average	Response Count
Avoir une voix dans l'élection des dirigeants et dans l'orientation des politiques de l'association	46.7% (14)	36.7% (11)	10.0% (3)	6.7% (2)	1.77	30
Bénéficier d'accès à des activités et/ou services à des tarifs préférentiels	6.7% (2)	40.0% (12)	50.0% (15)	3.3% (1)	2.50	30
Valider le sentiment d'appartenance à la communauté	36.7% (11)	23.3% (7)	40.0% (12)	0.0% (0)	2.03	30
Ne signifie rien pour moi	10.0% (3)	0.0% (0)	0.0% (0)	90.0% (27)	3.70	30
				Autre, spécifier		0
	answered question					30
	skipped question					122

20. Selon vous, quelles sont les barrières qui vous empêchent/vous ont empêché d'être membre de l'Association Marocaine de Toronto:

		Response Percent	Response Count
Cette question ne s'applique pas à moi. J'ai déjà payé ma cotisation pour 2008.		20.0%	6
Le montant de la cotisation (10\$) est trop élevé		3.3%	1
La nécessité de renouveler l'adhésion annuellement		13.3%	4
Le processus d'adhésion et de paiement n'est pas pratique (formulaire en papier à remplir, paiement en espèces ou par chèque)		13.3%	4
Le manque d'information sur les bénéfices de l'adhésion		50.0%	15
Je ne vois pas l'intérêt d'être membre		16.7%	5
		Autre, spécifier	1
		answered question	30
		skipped question	122




21. Classifiez, sur une échelle de 1 à 5, 1 étant le plus prioritaire, 5 étant le moins prioritaire, les services que vous auriez souhaité que l'AMDT vous ait offert à votre arrivée à Toronto en tant que nouvel immigrant.

	1	2	3	4	5	Rating Average	Response Count	
être votre contact depuis le Maroc et vous accueillir à l'aéroport	44.8% (13)	6.9% (2)	3.4% (1)	20.7% (6)	24.1% (7)	2.72	29	
Vous trouver une résidence à court terme le temps de trouver un logement	13.8% (4)	48.3% (14)	17.2% (5)	20.7% (6)	0.0% (0)	2.45	29	
Vous mettre en contact avec des services d'établissement et de recherche d'emploi	27.6% (8)	13.8% (4)	48.3% (14)	10.3% (3)	0.0% (0)	2.41	29	
Vous offrir elle-même des services d'établissement et de recherche d'emploi	3.6% (1)	25.0% (7)	21.4% (6)	21.4% (6)	28.6% (8)	3.46	28	
Vous mettre en contact avec d'autres membres de la communauté	10.3% (3)	6.9% (2)	10.3% (3)	27.6% (8)	44.8% (13)	3.90	29	
					Autre, spécifiez		2	
	answered question							28
	skipped question							124




22. Selon une échelle de 1 à 4, 1 étant le plus prioritaire, 4 étant le moins prioritaire, l'AMDT doit encourager la participation civique des membres de la communauté en:

	1	2	3	4	Rating Average	Response Count
Offrant des opportunités de bénévolat au sein de l'association	44.4% (12)	29.6% (8)	7.4% (2)	18.5% (5)	2.00	27
Informant la communauté des possibilités de bénévolat en général	25.0% (7)	39.3% (11)	25.0% (7)	10.7% (3)	2.21	28
Organisant ses propres programmes et initiatives à caractère charitable ou civique	17.9% (5)	21.4% (6)	50.0% (14)	10.7% (3)	2.54	28
Participant à des programmes ou des initiatives à caractère charitable ou civique organisés par d'autres organismes	14.3% (4)	10.7% (3)	17.9% (5)	57.1% (16)	3.18	28
				Autre, spécifiez		0
	answered question					28
	skipped question					124

23. Selon vous, vis à vis des autorités marocaines, l'AMDT doit :

		Response Percent	Response Count
Se contenter de jouer le rôle de diffuseur d'information et d'alertes à la communauté		7.1%	2
Représenter et défendre les intérêts de la communauté		82.1%	23
Ne jouer aucun rôle		10.7%	3
		Autre, spécifiez	0
		answered question	28
		skipped question	124

24. Selon vous, vis à vis des instances canadiennes, l'AMDT doit :

		Response Percent	Response Count
Se contenter de jouer le rôle de diffuseur d'information et d'alertes à la communauté		21.4%	6
Représenter et défendre les intérêts de la communauté		75.0%	21
Ne jouer aucun rôle		3.6%	1
		Autre, spécifiez	0
		answered question	28
		skipped question	124

25. Selon vous, sur une échelle de 1 à 3, 1 étant le plus prioritaire, 3 étant le moins prioritaire, par quels moyens pensez-vous que l'AMDT puisse contribuer à préserver et aider à épanouir la culture et l'identité marocaines?





	1	2	3	Rating Average	Response Count
En organisant des événements sociaux et des célébrations des fêtes religieuses	59.3% (16)	25.9% (7)	14.8% (4)	1.56	27
En facilitant des activités éducatives pour enfants et jeunes	25.9% (7)	63.0% (17)	11.1% (3)	1.85	27
En organisant événements culturels et artistiques (littérature, cinéma, concerts etc.)	14.8% (4)	11.1% (3)	74.1% (20)	2.59	27
			Autre, spécifiez		0
	answered question				27
	skipped question				125



26. Selon vous, sur une échelle de 1 à 5, 1 étant le plus prioritaire, 5 étant de le moins prioritaire, quel groupe l'AMDT doit-elle cibler pour renforcer le sentiment d'appartenance et d'inclusion:

	1	2	3	4	5	Rating Average	Response Count
Petite enfance	29.6% (8)	37.0% (10)	22.2% (6)	3.7% (1)	7.4% (2)	2.22	27
Jeunesse	40.7% (11)	40.7% (11)	3.7% (1)	3.7% (1)	11.1% (3)	2.04	27
Les femmes	22.2% (6)	11.1% (3)	40.7% (11)	18.5% (5)	7.4% (2)	2.78	27
Les personnes âgées	3.7% (1)	3.7% (1)	14.8% (4)	55.6% (15)	22.2% (6)	3.89	27
Les personnes à besoins spéciaux	3.7% (1)	7.4% (2)	18.5% (5)	18.5% (5)	51.9% (14)	4.07	27
	Autre, spécifiez						0
	answered question						27
	skipped question						125



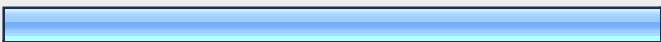


27. Selon vous, sur une échelle de 1 à 4, 1 étant le plus prioritaire, 4 étant de le moins prioritaire, quel type d'activités/programmes l'AMDT doit-elle organiser pour renforcer le sentiment d'appartenance et d'inclusion?

	1	2	3	4	Rating Average	Response Count
Activités de loisirs et de sports	29.6% (8)	44.4% (12)	11.1% (3)	14.8% (4)	2.11	27
Activités éducatives	37.0% (10)	25.9% (7)	37.0% (10)	0.0% (0)	2.00	27
Activités d'échanges intergénérationnels	7.4% (2)	25.9% (7)	37.0% (10)	29.6% (8)	2.89	27
programmes de mentorat et de jumelage	25.9% (7)	3.7% (1)	14.8% (4)	55.6% (15)	3.00	27
				Autre, spécifiez		1
	answered question					27
	skipped question					125




28. Are You:			Response Percent	Response Count
A Moroccan born in Morocco and immigrated to Canada after the age of 18.			87.7%	64
A Moroccan born in Morocco and immigrated to Canada before the age of 18.			4.1%	3
A Moroccan born in Canada			4.1%	3
A spouse of a Moroccan			4.1%	3
		Other, specify		4
		answered question		73
		skipped question		79

29. Gendre			Response Percent	Response Count
Male			63.0%	46
Female			37.0%	27
		answered question		73
		skipped question		79

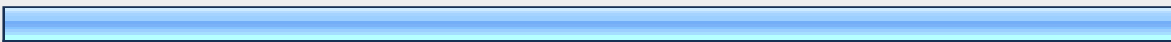



30. How old are you?

		Response Percent	Response Count
less than 15 years old		0.0%	0
between 15 years old and 20 years old		4.1%	3
between 20 years old and 30 years old		16.4%	12
between 30 years old and 40 years old		43.8%	32
between 40 years old and 50 years old		34.2%	25
more than 50 years old		1.4%	1
		<i>answered question</i>	73
		<i>skipped question</i>	79









31. What is your current marital status?

		Response Percent	Response Count
Single		37.0%	27
Married		53.4%	39
Divorced		9.6%	7
Widowed		0.0%	0
		Other, specify	2
		answered question	73
		skipped question	79








32. What is your status in Canada?

		Response Percent	Response Count
Canadian citizen		78.1%	57
Permanent resident		16.4%	12
International student		1.4%	1
Temporary work permit		4.1%	3
		Other, specify	0
		answered question	73
		skipped question	79

33. What is the highest level of education you have completed?

		Response Percent	Response Count
Less than high school		7.5%	5
high school/GED		6.0%	4
Some college		7.5%	5
2 years postsecondary studies degree		22.4%	15
4 years postsecondary studies degree		29.9%	20
Master's degree		20.9%	14
Doctoral degree		4.5%	3
Professionnal degree (MD,JD)		1.5%	1
		Other, specify	2
		<i>answered question</i>	67
		<i>skipped question</i>	85







34. What is your occupation?

		Response Percent	Response Count
Self-employed		9.0%	6
Full time student		11.9%	8
Part time student		4.5%	3
Looking for a job		4.5%	3
At home worker		1.5%	1
Full time employee		61.2%	41
Part time employee		7.5%	5
Retired		0.0%	0
		Other, specify	1
		<i>answered question</i>	67
		<i>skipped question</i>	85



35. What is your yearly income?

		Response Percent	Response Count
Less than \$20,000		17.9%	12
Between \$20,000 and \$40,000		19.4%	13
Between \$40,000 and \$60,000		26.9%	18
Between \$60,000 and \$80,000		19.4%	13
Between \$80,000 and \$100,000		10.4%	7
More than \$100,000		6.0%	4
		<i>answered question</i>	67
		<i>skipped question</i>	85








36. How many dependants do you have (in Morocco and Canada)?





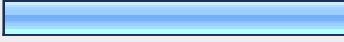


		Response Percent	Response Count
0		31.3%	21
1		13.4%	9
2		23.9%	16
3		10.4%	7
4		11.9%	8
More than 4		9.0%	6
		answered question	67
		skipped question	85

37. Do you own or rent your residence?




		Response Percent	Response Count
Owner		47.8%	32
Tenant		52.2%	35
		Other, specify	1
		answered question	67
		skipped question	85

38. What is your city of residence?

		Response Percent	Response Count
Ajax		4.5%	3
Aurora		0.0%	0
Brampton		6.1%	4
Brock		0.0%	0
Burlington		0.0%	0
Caledon		0.0%	0
Clarington		0.0%	0
East Gwillimbury		0.0%	0
East York		3.0%	2
Etobicoke		9.1%	6
Georgina		0.0%	0
Halton Hills		0.0%	0
Hamilton		3.0%	2
King		1.5%	1
Kitchener		0.0%	0
Markham		0.0%	0
Milton		0.0%	0
Mississauga		13.6%	9

Newmarket		0.0%	0
North York		9.1%	6
Oakville		6.1%	4
Oshawa		0.0%	0
Pickering		0.0%	0
Richmond Hill		3.0%	2
Scarborough		10.6%	7
Scugog		0.0%	0
Toronto		22.7%	15
Uxbridge		0.0%	0
Vaughan		6.1%	4
Waterloo		0.0%	0
Whitby		0.0%	0
Whitchurch-Stouffville		1.5%	1
York		0.0%	0
		Other, specify	0
		answered question	66
		skipped question	86

39. What means of transportation do you use on a daily basis?

		Response Percent	Response Count
Car		51.5%	34
Public transportation (TTC,GO etc.)		36.4%	24
Both		12.1%	8
Other, specify			3
answered question			66
skipped question			86







40. On a scale of 1 to 4, 1 being the best, 4 being the worst, what the best way to reach you?

	1	2	3	4	Rating Average	Response Count
Internet/Email	87.5% (49)	3.6% (2)	1.8% (1)	7.1% (4)	1.29	56
Cellphone	19.5% (8)	48.8% (20)	19.5% (8)	12.2% (5)	2.24	41
Home phone	10.0% (4)	22.5% (9)	45.0% (18)	22.5% (9)	2.80	40
Postal mail	6.5% (2)	12.9% (4)	25.8% (8)	54.8% (17)	3.29	31
Other, specify						0
answered question						66
skipped question						86



41. Do you use French in your daily life?

		Response Percent	Response Count
All the time		3.0%	2
75% of the time		6.1%	4
50% of the time		13.6%	9
25% of the time		30.3%	20
Rarely		34.8%	23
Never		12.1%	8
		<i>answered question</i>	66
		<i>skipped question</i>	86

42. Do you use government services in French?

		Response Percent	Response Count
All the time		3.0%	2
75% of the time		3.0%	2
50% of the time		7.6%	5
25% of the time		9.1%	6
Rarely		39.4%	26
Never		37.9%	25
		answered question	66
		skipped question	86

43. Do you work in a position that requires French language skills?

		Response Percent	Response Count
Yes		40.9%	27
No		59.1%	39
		answered question	66
		skipped question	86



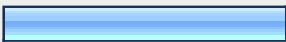


44. On a scale of 1 to 8, 1 being the highest priority, 8 being the lowest, What elements need to be part of the AMDT's mandate?

	1	2	3	4	5	6	7	8	Rating Average	Response Count
Help and assist newcomers	49.0% (24)	4.1% (2)	10.2% (5)	6.1% (3)	10.2% (5)	4.1% (2)	6.1% (3)	10.2% (5)	3.12	49
Encourage civic participation	10.2% (5)	26.5% (13)	4.1% (2)	6.1% (3)	18.4% (9)	18.4% (9)	10.2% (5)	6.1% (3)	4.22	49
Facilitate economic integration	6.1% (3)	8.2% (4)	26.5% (13)	14.3% (7)	0.0% (0)	4.1% (2)	18.4% (9)	22.4% (11)	4.92	49
Represent the interests of the Torontonians-Moroccan community at the Canadian institutions	12.2% (6)	8.2% (4)	22.4% (11)	22.4% (11)	18.4% (9)	6.1% (3)	6.1% (3)	4.1% (2)	3.90	49
Represent the interests of the Torontonians-Moroccan community at the Moroccan institutions	4.1% (2)	12.2% (6)	6.1% (3)	22.4% (11)	20.4% (10)	12.2% (6)	4.1% (2)	18.4% (9)	4.88	49
Preserve and help foster the Moroccan identity and culture	6.1% (3)	22.4% (11)	16.3% (8)	10.2% (5)	10.2% (5)	20.4% (10)	10.2% (5)	4.1% (2)	4.18	49
Increase the visibility of Moroccan culture on the Torontonians cultural scene	4.1% (2)	12.2% (6)	8.2% (4)	8.2% (4)	14.3% (7)	16.3% (8)	26.5% (13)	10.2% (5)	5.22	49
Reinforce the sense of belonging and inclusion of vulnerable groups of our community	8.2% (4)	6.1% (3)	6.1% (3)	10.2% (5)	8.2% (4)	18.4% (9)	18.4% (9)	24.5% (12)	5.55	49
								Other specify		7
								answered question		49
								skipped question		103

45. On a scale of 1 to 4, 1 being the highest priority, 4 being the lowest, what does being a member of the Moroccan Association of Toronto mean to you?

	1	2	3	4	Rating Average	Response Count
Have a say in the leadership election and the choice of the Association's direction and policies	43.8% (21)	22.9% (11)	20.8% (10)	12.5% (6)	2.02	48
Benefit from special rates for AMDT events/activities	6.3% (3)	52.1% (25)	37.5% (18)	4.2% (2)	2.40	48
Validate the sense of belonging to the community	37.5% (18)	18.8% (9)	35.4% (17)	8.3% (4)	2.15	48
Does not mean much	12.5% (6)	6.3% (3)	6.3% (3)	75.0% (36)	3.44	48
				Other, specify		4
	answered question					48
	skipped question					104

46. What are the obstacles that prevent/would prevent you from being a member?

		Response Percent	Response Count
Does not apply to me. I am already a member for 2008.		22.9%	11
The membership fee (10\$) is too expensive		0.0%	0
The need to renew the membership on a yearly basis		18.8%	9
The membership and payment process is not convenient (paper membership form, cash or cheque payment etc.)		18.8%	9
The lack of information about membership benefits		37.5%	18
I don't see the benefit of being a member		29.2%	14
		Other, specify	6
		answered question	48
		skipped question	104

47. On a scale of 1 to 5, 1 being the highest priority, 5 being the lowest, what services would you have liked the AMDT to offer you upon your arrival as newcomer to Toronto?

	1	2	3	4	5	Rating Average	Response Count
Be your contact before your arrival and welcome you at the airport.	47.6% (20)	7.1% (3)	11.9% (5)	14.3% (6)	19.0% (8)	2.50	42
Find you a temporary accomodation	7.1% (3)	52.4% (22)	14.3% (6)	16.7% (7)	9.5% (4)	2.69	42
Connect you with settlement and job search services	14.3% (6)	16.7% (7)	50.0% (21)	11.9% (5)	7.1% (3)	2.81	42
Offer you settlement and job search services	9.3% (4)	14.0% (6)	9.3% (4)	34.9% (15)	32.6% (14)	3.67	43
Connect you with other members of the community	25.0% (11)	11.4% (5)	13.6% (6)	20.5% (9)	29.5% (13)	3.18	44
					Other, specify		5
					answered question		44
					skipped question		108

48. On a scale of 1 to 5, 1 being the highest priority, 5 being the lowest, the Association should encourage civic participation of our community members by:

	1	2	3	4	Rating Average	Response Count
Offering volunteering opportunities within the Association	53.2% (25)	10.6% (5)	8.5% (4)	27.7% (13)	2.11	47
Inform the community about volunteering opportunities in general	8.7% (4)	52.2% (24)	28.3% (13)	10.9% (5)	2.41	46
Organize its own charitable and/or civic programs and initiatives	21.7% (10)	23.9% (11)	34.8% (16)	19.6% (9)	2.52	46
Participate in charitable and/or civic programs and initiatives organized by other organisations	17.4% (8)	13.0% (6)	28.3% (13)	41.3% (19)	2.93	46
				Other, specify		0
	<i>answered question</i>					47
	<i>skipped question</i>					105

49. In regard to the Moroccan authorities, the AMDT should:			Response Percent	Response Count
Solely disseminate information and alerts to the community			23.9%	11
Represent and defend the community's interests			65.2%	30
Not play any role			10.9%	5
		Other, specify		1
		answered question		46
		skipped question		106

50. In regard to Canadian institutions, the AMDT should:			Response Percent	Response Count
Solely disseminate information and alerts to the community			13.0%	6
Represent and defend the community's interests			84.8%	39
Not play any role			2.2%	1
		Other, specify		0
		answered question		46
		skipped question		106

51. On a scale of 1 to 3, 1 being the highest priority, 3 being the lowest, the AMDT should preserve and help foster the Moroccan identity and culture by:

	1	2	3	Rating Average	Response Count
organizing social events and celebrations of religious holidays	65.9% (29)	15.9% (7)	18.2% (8)	1.52	44
organizing educational activities for kids and youth	13.6% (6)	63.6% (28)	22.7% (10)	2.09	44
organizing cultural and artistic events(litterature, cinema, concerts etc.)	20.5% (9)	20.5% (9)	59.1% (26)	2.39	44
				Other, specify	2
				<i>answered question</i>	44
				<i>skipped question</i>	108

52. On a scale of 1 to 5, 1 being the highest priority, 5 being the lowest, what groups should the AMDT target to reinforce the sense of belonging and inclusion?

	1	2	3	4	5	Rating Average	Response Count	
Kids	43.2% (19)	31.8% (14)	4.5% (2)	15.9% (7)	4.5% (2)	2.07	44	
Youth	40.9% (18)	36.4% (16)	15.9% (7)	4.5% (2)	2.3% (1)	1.91	44	
Women	4.5% (2)	22.7% (10)	36.4% (16)	22.7% (10)	13.6% (6)	3.18	44	
Seniors	2.3% (1)	2.3% (1)	25.0% (11)	43.2% (19)	27.3% (12)	3.91	44	
People with special needs	9.1% (4)	6.8% (3)	18.2% (8)	13.6% (6)	52.3% (23)	3.93	44	
					Other, specify		1	
	<i>answered question</i>							44
	<i>skipped question</i>							108

53. On a scale of 1 to 4, 1 being the highest priority, 4 being the lowest, what kind of programs/activities should the AMDT organize to reinforce the sense of belonging and inclusion?

	1	2	3	4	Rating Average	Response Count
Recreational and sport activities	54.5% (24)	15.9% (7)	13.6% (6)	15.9% (7)	1.91	44
Educational activities	25.0% (11)	47.7% (21)	18.2% (8)	9.1% (4)	2.11	44
cross-generational exchange activities	6.8% (3)	15.9% (7)	50.0% (22)	27.3% (12)	2.98	44
Matching and mentoring programs	13.6% (6)	20.5% (9)	18.2% (8)	47.7% (21)	3.00	44
				Other, specify		0
	answered question					44
	skipped question					108